

**Oklahoma County School District No. I-89
OKLAHOMA CITY PUBLIC SCHOOLS**

FY2019 Budget

*Prepared in Accordance with the
"School District Budget Act"
(Section 5-150 et seq. of Title 70)
Adopted by the Oklahoma City Public Schools*

RECEIVED

JUL 06 2018

State Auditor
and Inspector

Oklahoma

**Oklahoma County School District No. I-89
Oklahoma City Public Schools
FY2019 Budget**

TABLE OF CONTENTS

I.	SUPPLEMENTAL INFORMATION	
	District Profile.....	1
	Student Enrollment.....	2
	Historical Net Assessed Valuations of Oklahoma County.....	3
II.	SCHOOL BUDGET AND FINANCIAL PLAN	
	Chart of Budgeted Revenues.....	4
	Summary of Budgeted Revenues.....	5
	Chart of Budgeted Expenditures by Object.....	6
	Summary of Budgeted Expenditures by Object.....	7
	Chart of Budgeted Expenditures by Function.....	8
	Summary of Budgeted Expenditures by Function.....	9
III.	GENERAL FUND	
	Revenue Summary - Excluding Charter Schools.....	10
	Revenue Summary - Charter Schools Only.....	11
	Federal Program Summary.....	12
	Expenditure Summary by Object.....	13
	Expenditure Summary by Function.....	14
IV.	BUILDING FUND	
	Revenue Summary.....	15
	Expenditure Summary by Object.....	16
	Expenditure Summary by Function.....	17
V.	SCHOOL NUTRITION FUND	
	Revenue Summary.....	18
	Expenditure Summary by Object.....	19
	Expenditure Summary by Function.....	20
VI.	CAPITAL IMPROVEMENT FUND - 2007 BOND AUTHORIZATION	
	Revenue Summary.....	21
	Expenditure Summary by Object.....	22
	Expenditure Summary by Function.....	23
VII.	CAPITAL IMPROVEMENT FUND - 2016 BOND AUTHORIZATION	
	Revenue Summary.....	24
	Expenditure Summary by Object.....	25
	Expenditure Summary by Function.....	26
VIII.	SINKING FUND	
	Revenue Summary.....	27
	Expenditure Summary by Object.....	28
	Expenditure Summary by Function.....	29
IX.	INSURANCE FUND	
	Revenue Summary.....	30
	Expenditure Summary by Object.....	31
	Expenditure Summary by Function.....	32

Oklahoma County School District No. I-89
Oklahoma City Public Schools
District Profile

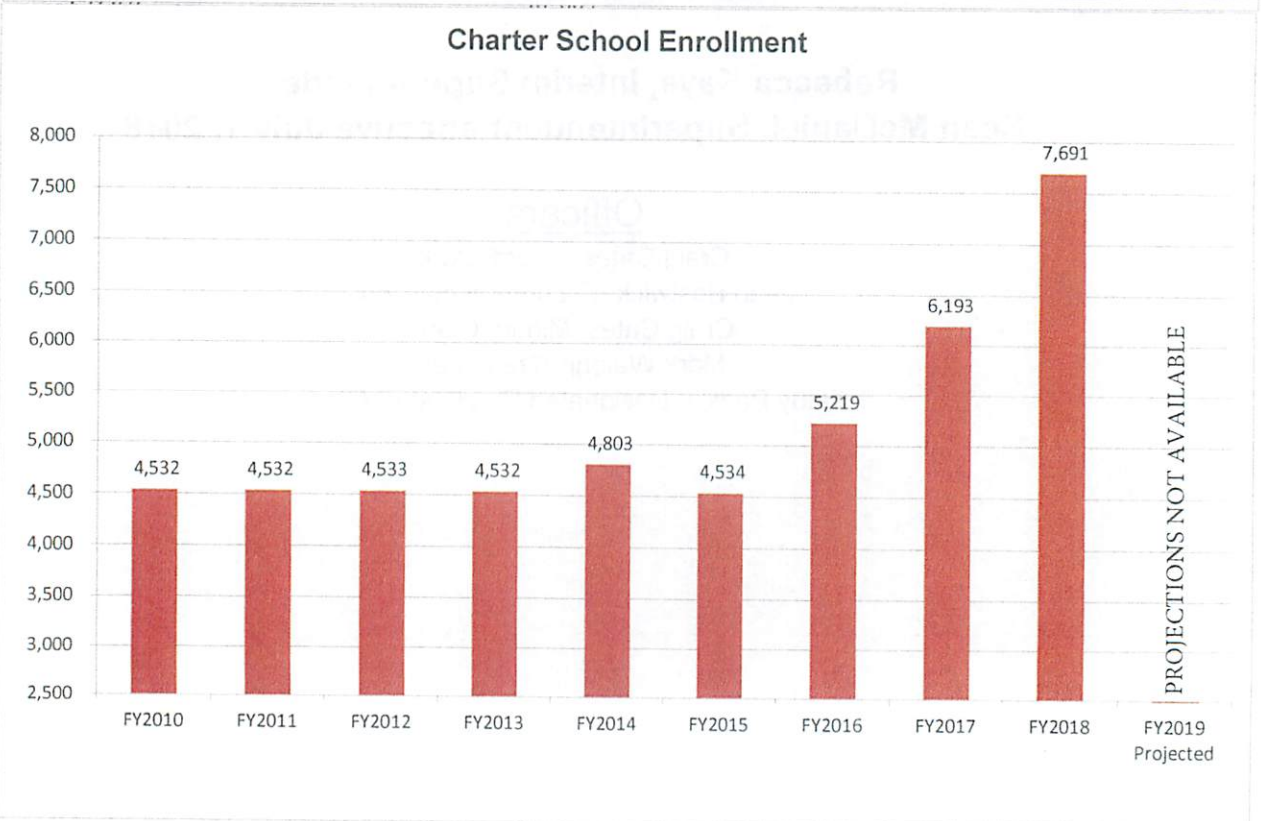
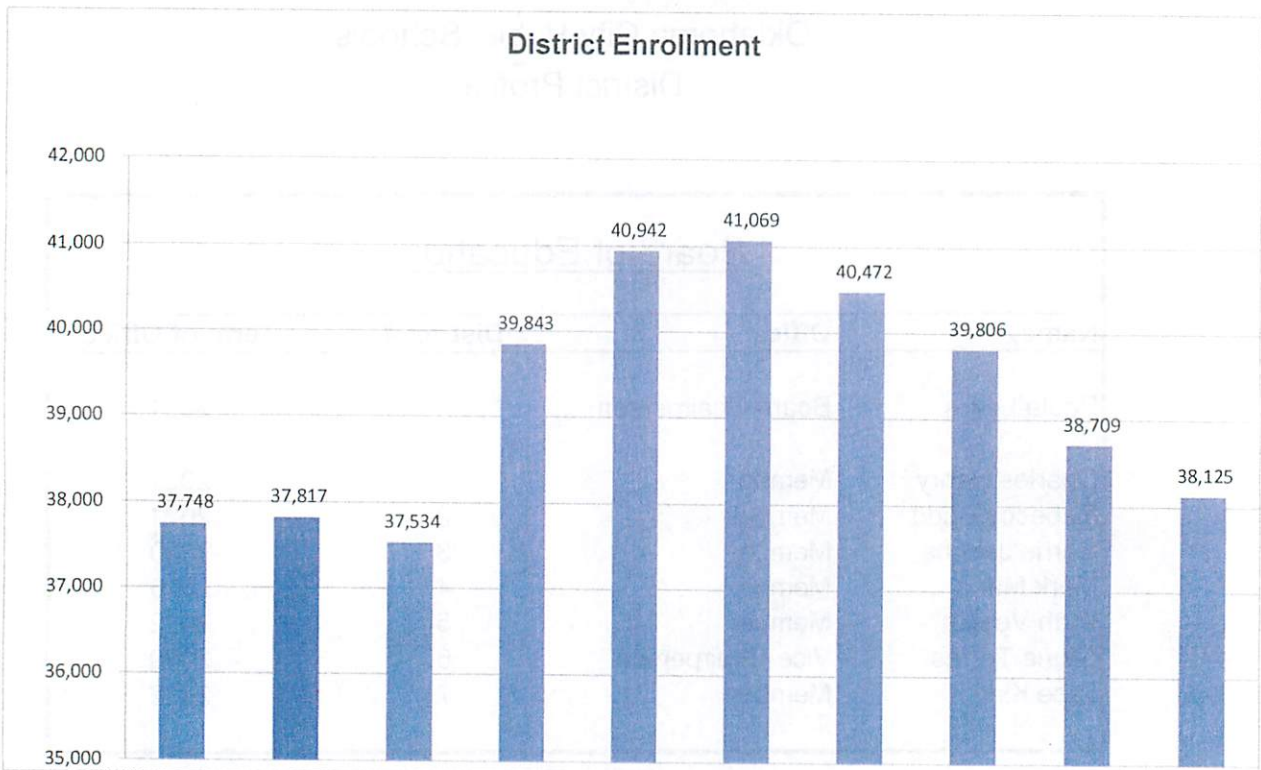
<u>Board of Education</u>			
Name	Office	District #	Term of Office
Paula Lewis	Board Chairperson		2021
Charles Henry	Member	1	2021
Rebecca Budd	Member	2	2021
Carrie Jacobs	Member	3	2020
Mark Mann	Member	4	2020
Ruth Veales	Member	5	2022
Gloria Torres	Vice-Chairperson	6	2019
Jace Kirk	Member	7	2022

Rebecca Kaye, Interim Superintendent
Sean McDaniel, Superintendent effective July 1, 2018

Officers

Craig Cates, Board Clerk
Jean Bostwick, Encumbrance Clerk
Craig Cates, Minute Clerk
Mark Waldrip, Treasurer
Kathy Padilla, Designated Purchasing Agent

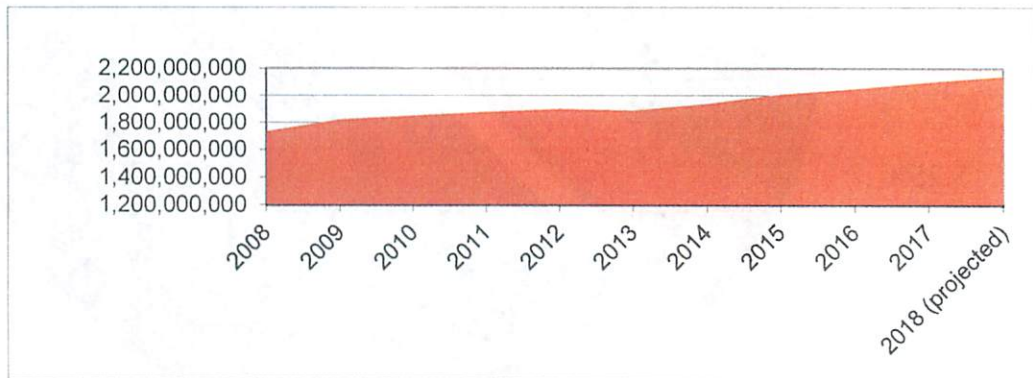
Oklahoma County School District No. I-89
 Oklahoma City Public Schools
 Student Enrollment - Average Daily Membership



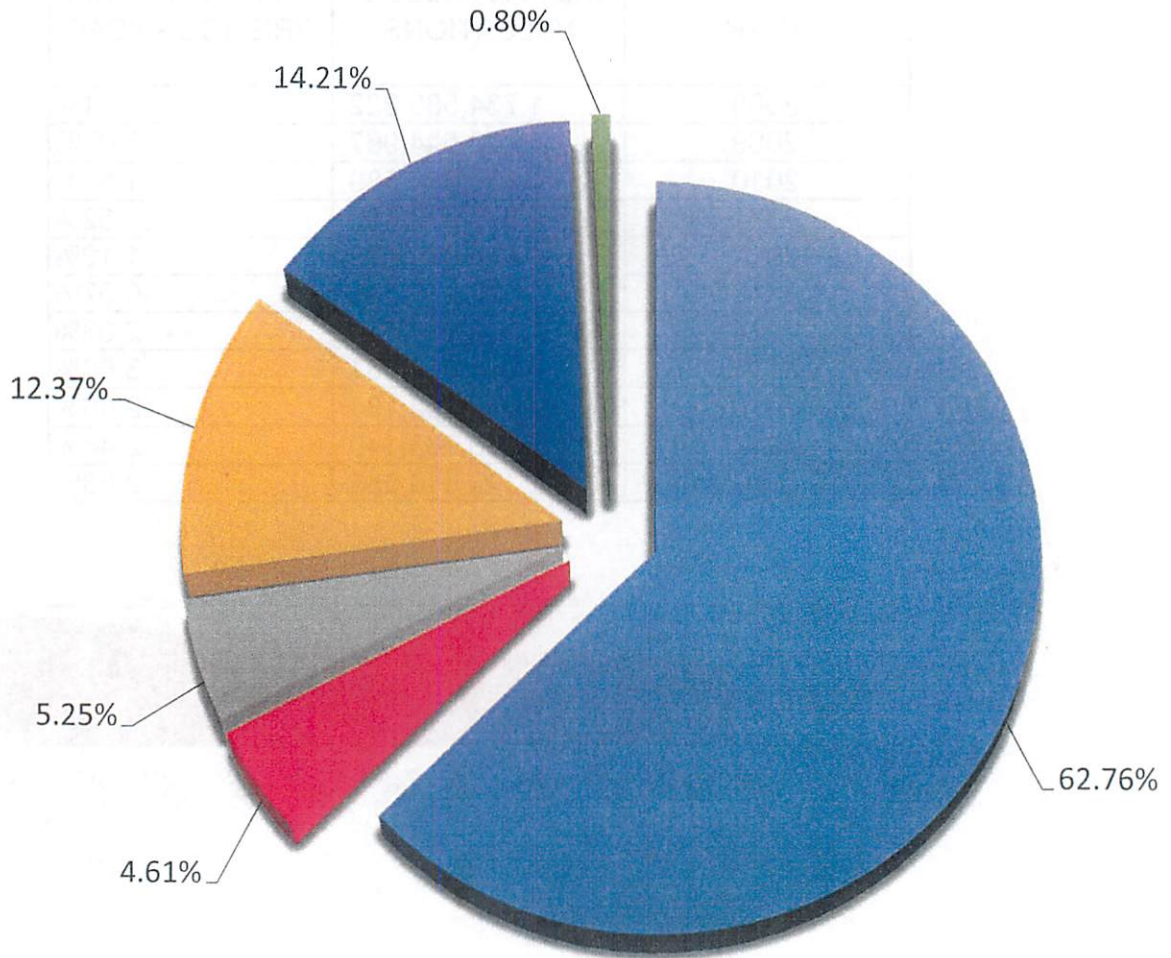
Source: Planning, Research & Evaluation Dept. - Oklahoma City Public Schools
 Charter School FY2019 Projection NOT Available

**Oklahoma County School District No. I-89
Oklahoma City Public Schools
Net Assessed Valuations of Oklahoma County**

YEAR	NET ASSESSED VALUATIONS	% CHANGE FROM PREVIOUS YEAR
2008	1,734,580,222	3.71%
2009	1,822,544,967	5.07%
2010	1,850,936,589	1.56%
2011	1,879,038,468	1.52%
2012	1,900,070,532	1.12%
2013	1,889,170,549	-0.57%
2014	1,938,948,641	2.63%
2015	2,008,693,881	3.60%
2016	2,050,102,184	2.06%
2017	2,100,183,140	2.44%
2018 (projected)	2,142,816,858	2.03%



Oklahoma County School District No. I-89
Oklahoma City Public Schools
FY2019
Chart of Budgeted Revenues



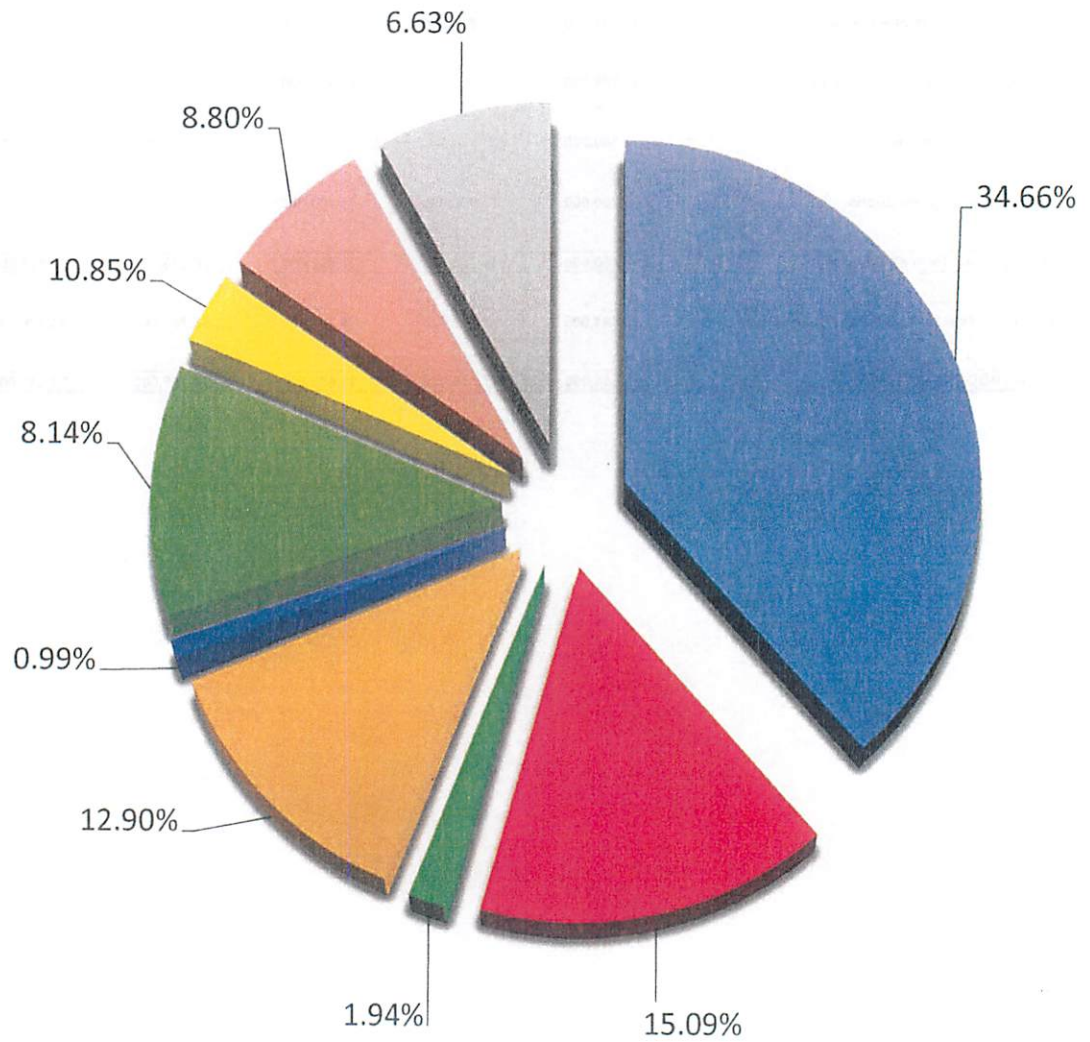
■ General Fund	■ Building Fund	■ School Nutrition Fund
■ Capital Improvements - Bond Funds	■ Sinking Fund	■ Insurance Fund

Oklahoma County School District No. I-89
Oklahoma City Public Schools
FY2019
Summary of Budgeted Revenues

OCAS Revenue Source Codes	General Fund 11	Building Fund 21	School Nutrition Fund 22	Capital Improvements Bond Funds 38, 57-58, 75-76	Sinking Fund 41	Insurance Fund 86	Total Appropriated Funds
1000 District Sources of Revenue	82,001,000	18,600,000	623,000	775,000	38,707,000	80,000	140,786,000
2000 Intermediate Sources of Revenue	13,563,000	-	-	-	-	-	13,563,000
3000 State Sources of Revenue	219,991,000	538,000	2,525,000	-	-	-	223,154,000
4000 Federal Sources of Revenue	36,795,000	-	23,413,000	-	-	-	60,208,000
5000 Non-Revenue Receipts	360,000	-	-	16,000,000	314,000	-	16,674,000
6000 Lapsed Appropriations	3,750,000	600,000	400,000	1,500,000	-	-	6,250,000
Total Revenue from all Sources	356,460,000	19,738,000	27,061,000	18,275,000	39,021,000	80,000	460,635,000
6110 Prior Year Ending Fund Balance/Equity	19,194,000	7,872,000	4,393,000	55,784,000	46,028,000	4,676,000	137,947,000
TOTAL BUDGETED REVENUE	375,654,000	27,610,000	31,454,000	74,059,000	85,049,000	4,756,000	598,582,000

Oklahoma County School District No. I-89
 Oklahoma City Public Schools
 FY2019

Chart of Budgeted Expenditures by Object



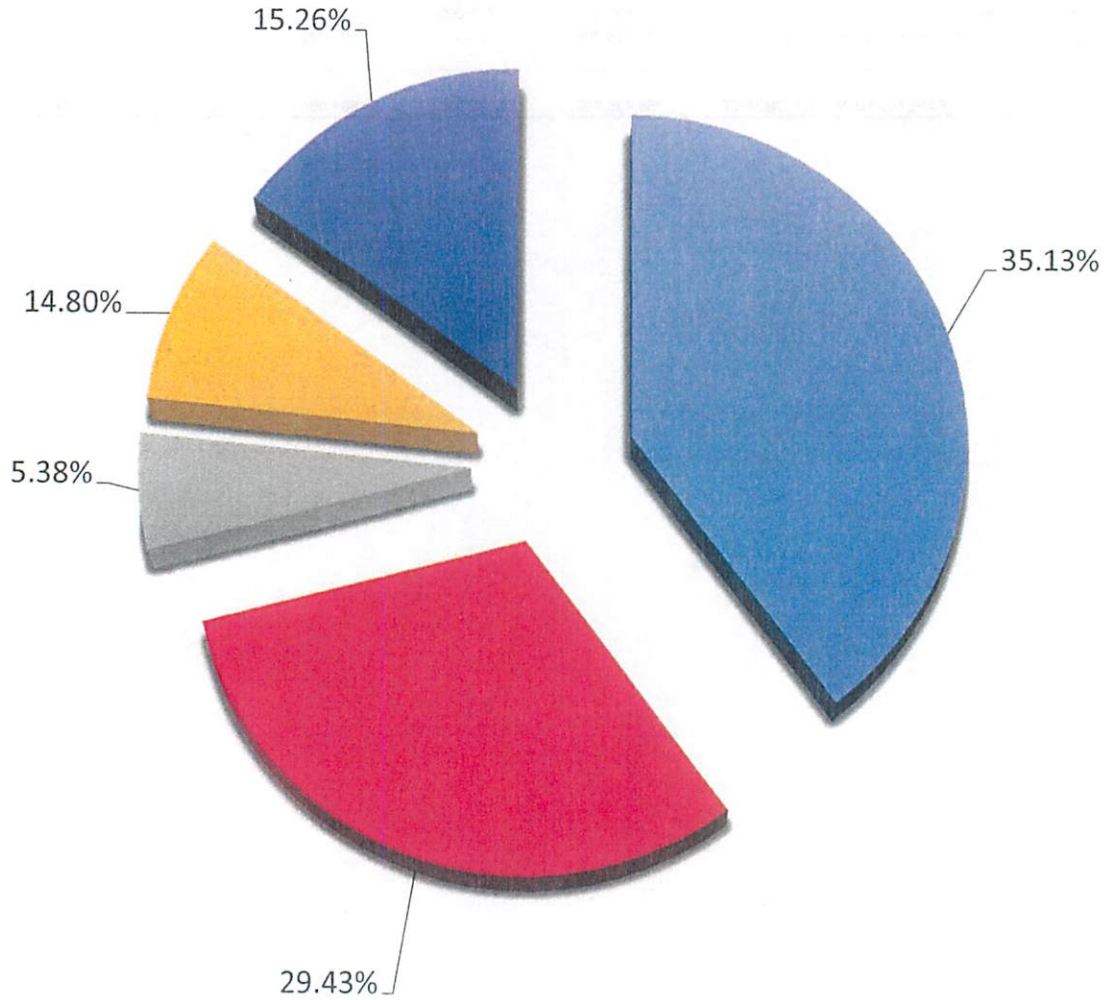
■ Personnel Services (Salaries)	■ Personnel Services (Employee Benefits)	■ Contracted Services
■ Purchased Property Services	■ Other Purchased Services	■ Supplies
■ Property	■ Other Objects	■ Other Uses of Funds

Oklahoma County School District No. 1-89
Oklahoma City Public Schools
FY2019
Summary of Budgeted Expenditures by Object

OCAS Expenditure Object Codes	General Fund 11	Building Fund 21	School Nutrition Fund 22	Capital Improvements Bond Funds 38, 57-58, 75-76	Sinking Fund 41	Insurance Fund 86	Total Appropriated Funds
100 Personnel Services (Salaries)	188,428,000	4,524,000	7,376,000	-	-	-	200,328,000
200 Personnel Services (Employee Benefits)	75,461,000	1,945,000	5,290,000	-	-	-	82,696,000
300 Contracted Services	8,492,000	60,000	35,000	387,000	-	-	8,974,000
400 Purchased Property Services	13,173,000	6,890,000	688,000	42,523,000	-	2,824,000	66,098,000
500 Other Purchased Services	3,150,000	1,285,000	136,000	148,000	-	-	4,719,000
600 Supplies	26,116,000	1,025,000	12,927,000	20,324,000	-	12,000	60,404,000
700 Property	661,000	2,439,000	1,685,000	10,677,000	-	1,920,000	17,382,000
800 Other Objects	700,000	709,000	47,000	-	35,674,000	-	37,130,000
900 Charter Schools/Other Uses of Funds	42,255,000	-	500,000	-	-	-	42,755,000
TOTAL BUDGETED EXPENDITURES BY OBJECT	358,436,000	18,877,000	28,684,000	74,059,000	35,674,000	4,756,000	520,486,000

Oklahoma County School District No. I-89
Oklahoma City Public Schools
FY2019

Chart of Budgeted Expenditures by Function



Oklahoma County School District No. 1-89
Oklahoma City Public Schools
FY2019
Summary of Budgeted Expenditures by Function

OCAS Expenditure Function Codes	General Fund 11	Building Fund 21	School Nutrition Fund 22	Capital Improvements Bond Funds 38, 57-58, 75-76	Sinking Fund 41	Insurance Fund 86	Total Appropriated Funds
1000 Instruction	195,672,000	-	-	11,009,000	-	-	206,681,000
2000 Support Services	119,548,000	13,110,000	-	27,593,000	-	2,250,000	162,501,000
3000 Operation of Non-Instructional Services	859,000	-	28,684,000	-	-	-	29,543,000
4000 Facilities Acquisition & Construction Services	102,000	5,767,000	-	35,457,000	-	2,506,000	43,832,000
5000 Other Uses	42,255,000	-	-	-	35,674,000	-	77,929,000
8000 Repayment	-	-	-	-	-	-	-
TOTAL BUDGETED EXPENDITURES BY FUNCTION	358,436,000	18,877,000	28,684,000	74,059,000	35,674,000	4,756,000	520,486,000

**Oklahoma County School District No. I-89
Oklahoma City Public Schools
Revenue Summary - Excluding Charter Schools
GENERAL FUND**

OCAS Revenue Source Codes	FY2017 Revenue Audited	FY2018 Revenue Unaudited	FY2019 Revenue Budget	Budget to Prior Year % +/-
Local Sources				
1110 Tax Collections-Current	71,651,073	73,835,238	75,336,000	2.03%
1120 Tax Collections-Prior	2,137,540	2,449,243	2,500,000	2.07%
1310 Interest	86,892	400,792	400,000	-0.20%
Other Local Sources	2,287,307	2,510,730	2,636,000	4.99%
Total Local Sources	76,162,812	79,196,003	80,872,000	2.12%
County Sources				
2100 County 4 Mill	10,191,827	10,495,423	10,872,000	3.59%
2200 County Apportionment	2,198,197	2,196,168	2,241,000	2.04%
2300 Resale Property	521,965	456,000	450,000	-1.32%
Total County Sources	12,911,990	13,147,591	13,563,000	3.16%
State Sources				
3110 Gross Production Tax	278,520	312,056	270,000	-13.48%
3120 Motor Vehicle Collection	17,112,246	17,389,481	17,164,000	-1.30%
3140 State School Land Earnings	7,088,981	6,233,250	6,714,000	7.71%
3150 Vehicle Tax Stamp	133,647	140,000	140,000	0.00%
3210 Foundation Incentive	101,950,741	102,569,249	125,050,000	21.92%
3210 Foundation Incentive - PY Recovery	1,603,668	428,497	-	-100.00%
3250 Flexible Benefit Allowance	22,979,779	24,597,645	25,000,000	1.64%
3310 Alternative Education	853,460	898,693	900,000	0.15%
3412 National Board Certification	286,630	210,000	200,000	-4.76%
3415 Reading Sufficiency Allowance	389,876	488,840	450,000	-7.95%
3420 State Textbook	-	-	1,797,000	0.00%
38xx Career Tech	739,083	657,614	700,000	6.45%
3892 Lottery	-	-	-	0.00%
3xxx Other State Sources	189,770	165,793	202,000	21.84%
Total State Sources	153,606,401	154,091,118	178,587,000	15.90%
Total Federal Sources	34,560,489	34,940,225	36,795,000	5.31%
Total Non-Revenue Sources	361,750	300,000	360,000	20.00%
Total Lapsed Appropriations	3,539,171	5,954,871	3,750,000	-37.03%
Total Revenue From All Sources	281,142,613	287,629,807	313,927,000	9.14%
Prior Year Ending Fund Balance/Equity	20,429,860	16,715,507	19,194,000	14.83%
TOTAL REVENUE	301,572,473	304,345,314	333,121,000	9.45%

**Oklahoma County School District No. I-89
Oklahoma City Public Schools
Revenue Summary - Charter Schools Only
GENERAL FUND**

OCAS Revenue Source Codes	FY2017 Revenue Audited	FY2018 Revenue Unaudited	FY2019 Revenue Budget	Budget to Prior Year % +/-
Total Local Sources	851,419	970,000	1,129,000	16.39%
Total County Sources	-	-	-	0.00%
State Sources				
3210 Foundation Incentive	29,577,043	32,146,562	37,626,000	17.05%
3210 Foundation Incentive - PY Recovery	210,512	56,366	-	-100.00%
3250 Flexible Benefit Allowance	2,993,039	3,364,472	3,450,000	2.54%
3411 Professional Development - PY Returned	5,272	-	-	0.00%
3415 Reading Sufficiency Allowance	31,096	44,048	46,000	4.43%
3420 State Textbook	-	-	281,000	0.00%
3xxx Other State Sources	16,574	-	-	0.00%
Total State Sources	32,833,536	35,611,448	41,404,000	16.26%
Total Federal Sources	381	-	-	0.00%
Total Non-Revenue Sources	-	-	-	0.00%
Total Lapsed Appropriations	-	-	-	0.00%
Total Revenue From All Sources	33,685,336	36,581,448	42,533,000	16.27%
Prior Year Ending Fund Balance/Equity	-	-	-	0.00%
TOTAL REVENUE	33,685,336	36,581,448	42,533,000	16.27%

**Oklahoma County School District No. I-89
Oklahoma City Public Schools
Federal Program Summary
GENERAL FUND**

FEDERAL GRANT PROGRAM TITLE	FY2017 Revenue Audited	FY2018 Revenue Unaudited	FY2019 Revenue Budget
Direct Grants			
Title VII, Part A, Indian Education	565,157	535,243	500,000
Total Direct Grants	565,157	535,243	500,000
Pass-Through Grants			
JROTC	466,925	284,157	500,000
VoTech/Carl Perkins	967,496	1,552,992	1,000,000
Title I	18,833,882	19,994,885	20,500,000
Striving Readers	-	-	1,000,000
Title II	2,796,900	2,547,459	1,500,000
Title VII, Johnson O'Malley Program	141,024	82,756	60,000
Immigrant Education Act	99,663	164,112	200,000
Title III - English Language Acquisition	681,060	911,420	1,200,000
Homeless Child and Youth	56,879	437	-
IDEA	7,687,475	7,268,785	8,000,000
OJT-Special Education Students	77,346	34,788	65,000
Head Start Funds to Schools	166,267	143,651	150,000
Child and Adult Care Food Program	18,615	7,372	20,000
MIECHV, Parents as Teachers	328,077	240,675	350,000
OK Strong, Parents as Teachers	199,012	-	-
Gear Up	637,844	607,916	-
Consolidated Administrative Funds	548,318	587,522	650,000
Federal Emergency Management Agency	288,928	(23,945)	-
DHS - Daycare	-	-	100,000
Carryover/New Program Estimate	-	-	1,000,000
Total Pass-Through Grants	33,995,713	34,404,982	36,295,000
TOTAL GENERAL FUND GRANTS	34,560,870	34,940,225	36,795,000

**Oklahoma County School District No. I-89
Oklahoma City Public Schools
Expenditure Summary - By Object
GENERAL FUND**

OCAS Expenditure Object Codes	FY2017 Expense Audited	FY2018 Expense Unaudited	FY2019 Expense Budget	Budget to Prior Year % +/-
100 Personnel Services (Salaries)	163,402,486	166,824,595	188,428,000	12.95%
200 Personnel Services (Employee Benefits)	68,934,222	69,986,906	75,461,000	7.82%
300 Contracted Services	8,059,410	8,275,501	8,492,000	2.61%
400 Purchased Property Services	13,411,012	13,291,912	13,173,000	-0.90%
500 Other Purchased Services	4,170,242	3,344,915	3,150,000	-5.83%
600 Supplies	24,986,904	22,316,221	26,116,000	17.03%
700 Property	1,392,577	604,056	661,000	9.48%
800 Other Objects	1,351,913	703,694	700,000	-0.52%
900 Other Uses of Funds	-	773,931	851,000	0.00%
Subtotal Expenditure by Object	285,708,766	286,121,731	317,032,000	10.80%
900 Charter Schools	32,833,536	35,611,448	41,404,000	16.26%
TOTAL EXPENDITURE BY OBJECT	318,542,302	321,733,179	358,436,000	11.41%

**Oklahoma County School District No. I-89
Oklahoma City Public Schools
Expenditure Summary - By Function
GENERAL FUND**

OCAS Expenditure Function Codes	FY2017 Expense Audited	FY2018 Expense Unaudited	FY2019 Expense Budget	Budget to Prior Year % +/-
1000 Instruction	171,778,471	167,950,436	195,672,000	16.51%
2000 Support Services	112,949,926	116,248,273	119,548,000	2.84%
3000 Operation of Non-Instructional Services	574,847	716,941	859,000	19.81%
4000 Facilities Acquisition & Construction Services	101,064	101,317	102,000	0.67%
5000 Other Uses	289,763	1,105,703	851,000	-23.04%
8000 Repayment	14,695	-	-	0.00%
Subtotal Expenditure by Object	285,708,766	286,122,670	317,032,000	10.80%
5000 Charter Schools	32,833,536	35,610,509	41,404,000	16.27%
TOTAL EXPENDITURE BY FUNCTION	318,542,302	321,733,179	358,436,000	11.41%

**Oklahoma County School District No. I-89
Oklahoma City Public Schools
Revenue Summary
BUILDING FUND**

OCAS Revenue Source Codes	FY2017 Revenue Audited	FY2018 Revenue Unaudited	FY2019 Revenue Budget	Budget to Prior Year % +/-
Local Sources				
1110 Tax Collections-Current	10,364,703	10,560,000	10,775,000	2.04%
1120 Tax Collections-Prior	317,836	325,000	325,000	0.00%
1310 Interest	20,682	73,707	200,000	171.34%
1xxx Direct TIF	-	579,307	6,000,000	935.72%
1xxx Other	890,513	605,910	1,300,000	114.55%
Total Local Sources	11,593,735	12,143,924	18,600,000	53.16%
Total County Sources	-	-	-	0.00%
State Sources				
3250 Flexible Benefit Allowance	552,976	530,000	538,000	1.51%
Total State Sources	552,976	530,000	538,000	1.51%
Total Federal Sources	-	-	-	0.00%
Total Non-Revenue Sources	-	-	-	0.00%
Total Lapsed Appropriations	841,524	611,103	600,000	-1.82%
Total Revenue From All Sources	12,988,235	13,285,027	19,738,000	48.57%
Prior Year Ending Fund Balance/Equity	7,351,566	8,926,986	7,872,000	-11.82%
TOTAL REVENUE	20,339,801	22,212,013	27,610,000	24.30%

**Oklahoma County School District No. I-89
Oklahoma City Public Schools
Expenditure Summary - By Object
BUILDING FUND**

OCAS Expenditure Object Codes	FY2017 Expense Audited	FY2018 Expense Unaudited	FY2019 Expense Budget	Budget to Prior Year % +/-
100 Personnel Services (Salaries)	3,761,232	4,408,970	4,524,000	2.61%
200 Personnel Services (Employee Benefits)	1,612,149	1,910,876	1,945,000	1.79%
300 Contracted Services	29,956	59,064	60,000	1.58%
400 Purchased Property Services	3,461,976	3,724,379	6,890,000	85.00%
500 Other Purchased Services	95,730	1,223,572	1,285,000	5.02%
600 Supplies	1,014,448	1,019,883	1,025,000	0.50%
700 Property	1,437,324	1,318,179	2,439,000	85.03%
800 Other Objects	-	675,395	709,000	4.98%
900 Other Uses of Funds	-	-	-	0.00%
TOTAL EXPENDITURE BY OBJECT	11,412,815	14,340,318	18,877,000	31.64%

Oklahoma County School District No. I-89
Oklahoma City Public Schools
Expenditure Summary - By Function
BUILDING FUND

OCAS Expenditure Function Codes	FY2017 Expense Audited	FY2018 Expense Unaudited	FY2019 Expense Budget	Budget to Prior Year % +/-
1000 Instruction	-	-	-	0.00%
2000 Support Services	9,327,686	12,790,491	13,110,000	2.50%
3000 Operation of Non-Instructional Services	-	-	-	0.00%
4000 Facilities Acquisition & Construction Services	2,085,129	1,549,827	5,767,000	272.11%
5000 Other Uses	-	-	-	0.00%
TOTAL EXPENDITURE BY FUNCTION	11,412,815	14,340,318	18,877,000	31.64%

**Oklahoma County School District No. I-89
Oklahoma City Public Schools
Revenue Summary
SCHOOL NUTRITION SERVICES**

OCAS Revenue Source Codes	FY2017 Revenue Audited	FY2018 Revenue Unaudited	FY2019 Revenue Budget	Budget to Prior Year % +/-
Local Sources				
1310 Interest	33	19,616	22,000	12.15%
16xx Refund of Prior Year's Expense	137	9,328	-	-100.00%
17xx Paid Student & Adult Meals	1,238,575	592,172	601,000	1.49%
Total Local Sources	1,238,745	621,116	623,000	0.30%
Total County Sources	-	-	-	0.00%
State Sources				
3720 State Matching	243,949	200,000	225,000	12.50%
3250 Flexible Benefit Allowance	2,493,059	2,350,000	2,400,000	2.13%
Total State Sources	2,737,008	2,550,000	2,625,000	2.94%
Federal Sources				
4710 Lunches	15,856,867	14,979,213	16,253,000	8.50%
4710 Supper	-	141,479	149,000	5.32%
4720 Breakfasts	5,540,309	5,226,140	5,679,000	8.67%
4740 Summer Feeding Program	73,389	120,111	123,000	2.41%
4750 Child & Adult Care Food Program	8,677	-	-	0.00%
4760 Fresh Fruit and Vegetables	1,113,876	1,161,350	1,209,000	4.10%
4780 Food Equipment Grant	-	60,000	-	-100.00%
Total Federal Sources	22,593,118	21,688,293	23,413,000	7.95%
Total Non-Revenue Sources	-	5,380	-	-
Total Lapsed Appropriations	97,476	538,645	400,000	-25.74%
Total Revenue From All Sources	26,666,347	25,403,434	27,061,000	6.52%
Prior Year Ending Fund Balance/Equity	4,332,135	5,824,491	4,393,000	-24.58%
TOTAL REVENUE	30,998,482	31,227,925	31,454,000	0.72%

**Oklahoma County School District No. I-89
Oklahoma City Public Schools
Expenditure Summary - By Object
SCHOOL NUTRITION FUND**

OCAS Expenditure Object Codes	FY2017 Expense Audited	FY2018 Expense Unaudited	FY2019 Expense Budget	Budget to Prior Year % +/-
100 Personnel Services (Salaries)	6,279,988	6,915,731	7,376,000	6.66%
200 Personnel Services (Employee Benefits)	4,909,360	5,161,342	5,290,000	2.49%
300 Contracted Services	26,810	31,017	35,000	12.84%
400 Purchased Property Services	356,498	655,466	688,000	4.96%
500 Other Purchased Services	94,405	115,007	136,000	18.25%
600 Supplies	12,850,281	12,310,985	12,927,000	5.00%
700 Property	621,817	1,604,666	1,685,000	5.01%
800 Other Objects	34,831	41,065	47,000	14.45%
900 Charter Schools/Other Uses of Funds	-	-	500,000	0.00%
TOTAL EXPENDITURE BY OBJECT	25,173,990	26,835,279	28,684,000	6.89%

Oklahoma County School District No. I-89
Oklahoma City Public Schools
Expenditure Summary - By Function
SCHOOL NUTRITION FUND

OCAS Expenditure Function Codes	FY2017 Expense Audited	FY2018 Expense Unaudited	FY2019 Expense Budget	Budget to Prior Year % +/-
1000 Instruction	-	-	-	0.00%
2000 Support Services	-	-	-	0.00%
3000 Operation of Non-Instructional Services	25,173,990	26,835,279	28,684,000	6.89%
4000 Facilities Acquisition & Construction Services	-	-	-	0.00%
5000 Other Uses	-	-	-	0.00%
TOTAL EXPENDITURE BY FUNCTION	25,173,990	26,835,279	28,684,000	6.89%

**Oklahoma County School District No. I-89
Oklahoma City Public Schools
Revenue Summary
CAPITAL IMPROVEMENTS FUNDS - 2007 BOND AUTHORIZATION**

OCAS Revenue Source Codes	FY2017 Revenue Audited	FY2018 Revenue Unaudited	FY2019 Revenue Budget	Budget to Prior Year % +/-
Local Sources				
1310 Interest	117,164	375,316	250,000	-33.39%
Other Local Sources	95,000	(304,193)	-	-100.00%
Total Local Sources	212,164	71,123	250,000	251.50%
Total County Sources	-	-	-	0.00%
Total State Sources	-	-	-	0.00%
Total Federal Sources	-	-	-	0.00%
Total Non-Revenue Sources	-	-	-	0.00%
Total Lapsed Appropriations	738,076	846,641	1,000,000	18.11%
Total Revenue From All Sources	950,240	917,764	1,250,000	36.20%
Prior Year Ending Fund Balance/Equity	59,525,028	44,073,809	20,392,000	-53.73%
TOTAL REVENUE	60,475,268	44,991,573	21,642,000	-51.90%

Oklahoma County School District No. I-89
Oklahoma City Public Schools
Expenditure Summary - By Object
CAPITAL IMPROVEMENTS FUNDS - 2007 BOND AUTHORIZATION

OCAS Expenditure Object Codes	FY2017 Expense Audited	FY2018 Expense Unaudited	FY2019 Expense Budget	Budget to Prior Year % +/-
100 Personnel Services (Salaries)	-	-	-	0.00%
200 Personnel Services (Employee Benefits)	-	-	-	0.00%
300 Contracted Services	299,293	274,370	302,000	10.07%
400 Purchased Property Services	14,283,632	19,933,528	15,603,000	-21.72%
500 Other Purchased Services	17,117	1,056	1,000	-5.30%
600 Supplies	599,384	496,770	869,000	74.93%
700 Property	1,201,925	3,893,810	4,867,000	24.99%
800 Other Objects	108	1	-	0.00%
900 Other Uses of Funds	-	-	-	0.00%
TOTAL EXPENDITURE BY OBJECT	16,401,459	24,599,535	21,642,000	-12.02%

Oklahoma County School District No. I-89
Oklahoma City Public Schools
Expenditure Summary - By Function
CAPITAL IMPROVEMENTS FUNDS - 2007 BOND AUTHORIZATION

OCAS Expenditure Function Codes	FY2017 Expense Audited	FY2018 Expense Unaudited	FY2019 Expense Budget	Budget to Prior Year % +/-
1000 Instruction	16,939	5,684	-	0.00%
2000 Support Services	2,773,397	6,407,015	1,172,000	-81.71%
3000 Operation of Non-Instructional Services	-	-	-	0.00%
4000 Facilities Acquisition & Construction Services	13,611,123	18,186,836	20,470,000	12.55%
5000 Other Uses	-	-	-	0.00%
TOTAL EXPENDITURE BY FUNCTION	16,401,459	24,599,535	21,642,000	-12.02%

**Oklahoma County School District No. I-89
Oklahoma City Public Schools
Revenue Summary
CAPITAL IMPROVEMENTS FUNDS - 2016 BOND AUTHORIZATION**

OCAS Revenue Source Codes	FY2017 Revenue Audited	FY2018 Revenue Unaudited	FY2019 Revenue Budget	Budget to Prior Year % +/-
Local Sources				
1310 Interest	7,184	305,786	525,000	71.69%
Total Local Sources	7,184	305,786	525,000	71.69%
Total County Sources	-	-	-	0.00%
Total State Sources	-	-	-	0.00%
Total Federal Sources	-	-	-	0.00%
Total Non-Revenue Sources	9,000,000	44,000,000	16,000,000	-63.64%
Total Lapsed Appropriations	-	-	500,000	0.00%
Total Revenue From All Sources	9,007,184	44,305,786	17,025,000	-61.57%
Prior Year Ending Fund Balance/Equity	-	7,925,345	35,392,000	0.00%
TOTAL REVENUE	9,007,184	52,231,132	52,417,000	0.36%

Oklahoma County School District No. I-89
Oklahoma City Public Schools
Expenditure Summary - By Object
CAPITAL IMPROVEMENTS FUNDS - 2016 BOND AUTHORIZATION

OCAS Expenditure Object Codes	FY2017 Expense Audited	FY2018 Expense Unaudited	FY2019 Expense Budget	Budget to Prior Year % +/-
100 Personnel Services (Salaries)	-	-	-	0.00%
200 Personnel Services (Employee Benefits)	-	-	-	0.00%
300 Contracted Services	116,970	168,280	85,000	-49.49%
400 Purchased Property Services	-	1,040,398	26,920,000	2487.47%
500 Other Purchased Services	-	143,739	147,000	2.27%
600 Supplies	-	3,496,044	19,455,000	456.49%
700 Property	964,869	11,990,672	5,810,000	-51.55%
800 Other Objects	-	-	-	0.00%
900 Other Uses of Funds	-	-	-	0.00%
TOTAL EXPENDITURE BY OBJECT	1,081,839	16,839,133	52,417,000	211.28%

Oklahoma County School District No. I-89
Oklahoma City Public Schools
Expenditure Summary - By Function
CAPITAL IMPROVEMENTS FUNDS - 2016 BOND AUTHORIZATION

OCAS Expenditure Function Codes	FY2017 Expense Audited	FY2018 Expense Unaudited	FY2019 Expense Budget	Budget to Prior Year % +/-
1000 Instruction	-	-	11,009,000	0.00%
2000 Support Services	1,081,839	12,435,602	26,421,000	112.46%
3000 Operation of Non-Instructional Services	-	-	-	0.00%
4000 Facilities Acquisition & Construction Services	-	4,403,531	14,987,000	240.34%
5000 Other Uses	-	-	-	0.00%
TOTAL EXPENDITURE BY FUNCTION	1,081,839	16,839,133	52,417,000	211.28%

**Oklahoma County School District No. I-89
Oklahoma City Public Schools
Revenue Summary
SINKING FUND**

OCAS Revenue Source Codes	FY2017 Revenue Audited	FY2018 Revenue Unaudited	FY2019 Revenue Budget	Budget to Prior Year % +/-
Local Sources				
1110 Tax Collections-Current	35,809,925	36,059,299	36,773,000	1.98%
1120 Tax Collections-Prior	1,046,090	1,056,479	1,077,000	1.94%
1310 Interest	87,910	307,118	322,000	4.85%
Other Local Sources	453,197	524,941	535,000	1.92%
Total Local Sources	37,397,121	37,947,837	38,707,000	2.00%
Total County Sources	-	-		0.00%
Total State Sources	-	-		0.00%
Total Federal Sources	-	-		0.00%
Total Non-Revenue Sources	160,313	864,600	314,000	-63.68%
Total Lapsed Appropriations	-	-		0.00%
Total Revenue From All Sources	37,557,434	38,812,437	39,021,000	0.54%
Prior Year Ending Fund Balance/Equity	54,603,630	50,702,227	46,028,000	-9.22%
TOTAL REVENUE	92,161,064	89,514,664	85,049,000	-4.99%

**Oklahoma County School District No. I-89
Oklahoma City Public Schools
Expenditure Summary - By Object
SINKING FUND**

OCAS Expenditure Object Codes	FY2017 Expense Audited	FY2018 Expense Unaudited	FY2019 Expense Budget	Budget to Prior Year % +/-
100 Personnel Services (Salaries)	-	-	-	0.00%
200 Personnel Services (Employee Benefits)	-	-	-	0.00%
300 Contracted Services	-	-	-	0.00%
400 Purchased Property Services	-	-	-	0.00%
500 Other Purchased Services	-	-	-	0.00%
600 Supplies	-	-	-	0.00%
700 Property	-	-	-	0.00%
800 Other Objects (Bond Principal/Interest Payments)	41,458,838	43,486,682	35,674,000	-17.97%
900 Other Uses of Funds	-	-	-	0.00%
TOTAL EXPENDITURE BY OBJECT	41,458,838	43,486,682	35,674,000	-17.97%

Oklahoma County School District No. I-89
Oklahoma City Public Schools
Expenditure Summary - By Function
SINKING FUND

OCAS Expenditure Function Codes	FY2017 Expense Audited	FY2018 Expense Unaudited	FY2019 Expense Budget	Budget to Prior Year % +/-
1000 Instruction	-	-	-	0.00%
2000 Support Services	-	-	-	0.00%
3000 Operation of Non-Instructional Services	-	-	-	0.00%
4000 Facilities Acquisition & Construction Services	-	-	-	0.00%
5000 Other Uses	41,458,838	43,486,682	35,674,000	-17.97%
TOTAL EXPENDITURE BY FUNCTION	41,458,838	43,486,682	35,674,000	-17.97%

**Oklahoma County School District No. I-89
Oklahoma City Public Schools
Revenue Summary
INSURANCE FUND**

OCAS Revenue Source Codes	FY2017 Revenue Audited	FY2018 Revenue Unaudited	FY2019 Revenue Budget	Budget to Prior Year % +/-
Local Sources				
1310 Interest	9,018	32,114	80,000	149.11%
Other Local Sources	6,476	45,718	-	-100.00%
Total Local Sources	15,494	77,832	80,000	2.78%
Total County Sources	-	-	-	0.00%
Total State Sources	-	-	-	0.00%
Total Federal Sources	-	-	-	0.00%
Total Non-Revenue Sources	-	-	-	0.00%
Total Lapsed Appropriations	-	34,560	-	-100.00%
Total Revenue From All Sources	15,494	112,392	80,000	-28.82%
Prior Year Ending Fund Balance/Equity	6,418,866	5,078,150	4,676,000	-7.92%
TOTAL REVENUE	6,434,360	5,190,542	4,756,000	-8.37%

**Oklahoma County School District No. I-89
Oklahoma City Public Schools
Expenditure Summary - By Object
INSURANCE FUND**

OCAS Expenditure Object Codes	FY2017 Expense Audited	FY2018 Expense Unaudited	FY2019 Expense Budget	Budget to Prior Year % +/-
100 Personnel Services (Salaries)	-	-	-	0.00%
200 Personnel Services (Employee Benefits)	-	-	-	0.00%
300 Contracted Services	-	-	-	0.00%
400 Purchased Property Services	783,275	188,747	2,824,000	1396.18%
500 Other Purchased Services	-	-	-	0.00%
600 Supplies	18,403	12,153	12,000	-1.26%
700 Property	554,532	313,555	1,920,000	512.33%
800 Other Objects	-	-	-	0.00%
900 Other Uses of Funds	-	-	-	0.00%
TOTAL EXPENDITURE BY OBJECT	1,356,210	514,455	4,756,000	824.47%

**Oklahoma County School District No. I-89
Oklahoma City Public Schools
Expenditure Summary - By Function
INSURANCE FUND**

OCAS Expenditure Function Codes	FY2017 Expense Audited	FY2018 Expense Unaudited	FY2019 Expense Budget	Budget to Prior Year % +/-
1000 Instruction	-	-	-	0.00%
2000 Support Services	411,937	210,742	2,250,000	967.65%
3000 Operation of Non-Instructional Services	-	-	-	0.00%
4000 Facilities Acquisition & Construction Services	944,273	303,713	2,506,000	725.12%
5000 Other Uses	-	-	-	0.00%
TOTAL EXPENDITURE BY FUNCTION	1,356,210	514,455	4,756,000	824.47%